

3. Affordable Housing: The County needs a variety of housing types within a wide range of costs. Usually the development community helps to provide the range of housing through the development of market rate housing. However, the hardest housing units to get built and keep an adequate supply of are those that are termed "affordable" under Federal Housing definitions.	Strongly Support	Support	Somewhat Support	Do Not Support	Don't Know
--	------------------	---------	------------------	----------------	------------

What does this mean? If households making less than the median income (currently at about \$59,500 in Snohomish County) are unable to find housing that costs less than 30% of their income, there is a shortage of "affordable" housing.

The number of households that may need "affordable housing" is rising in the County. We will need to have a greater supply of these units. Which of the following possible approaches would you support to promote more affordable housing?

<ul style="list-style-type: none"> Require all new residential developments to include a percentage of affordable units, or to contribute to a County fund to assist in the development of affordable housing anywhere in the County. Both of these options may increase the cost of development. 	<input type="checkbox"/>	<input type="checkbox"/>	<input type="checkbox"/>	<input type="checkbox"/>	<input type="checkbox"/>
--	--------------------------	--------------------------	--------------------------	--------------------------	--------------------------

- Provide incentives (as opposed to requirements) for building affordable housing through the following regulatory changes:

<ul style="list-style-type: none"> 1. Provide priority or "fast track" permitting to affordable housing developers. 	<input type="checkbox"/>	<input type="checkbox"/>	<input type="checkbox"/>	<input type="checkbox"/>	<input type="checkbox"/>
<ul style="list-style-type: none"> 2. Allow developers to build one or two more housing units than currently allowed on a given plat. 	<input type="checkbox"/>	<input type="checkbox"/>	<input type="checkbox"/>	<input type="checkbox"/>	<input type="checkbox"/>
<ul style="list-style-type: none"> 3. Decrease developer fees paid for parks, roads, and schools as a trade off for building affordable housing units. 	<input type="checkbox"/>	<input type="checkbox"/>	<input type="checkbox"/>	<input type="checkbox"/>	<input type="checkbox"/>

Other thoughts:

4. Conserving Resource (Farm, Forest & Mineral) Lands: The numbers of acres of County resource lands are threatened due to a variety of factors. The County would like to support conservation and economic vitality of these resources lands. How supportive are you of the following?

<ul style="list-style-type: none"> Focus new County programs towards conserving resource lands (e.g., funding for farm support organizations, local farm product identification program, local farmers markets, co-ops, cooperation with state and federal farm and forest agencies, transfer of development rights programs, purchase of development rights programs, protection of mineral lands, etc.). 	<input type="checkbox"/>	<input type="checkbox"/>	<input type="checkbox"/>	<input type="checkbox"/>	<input type="checkbox"/>
<ul style="list-style-type: none"> Require new development adjacent to resource lands to provide adequate buffers to mitigate any potential impacts to or from resource lands. This would help keep the sights, smells and sounds of agriculture, mining and forestry operations at a distance from new dwellings. 	<input type="checkbox"/>	<input type="checkbox"/>	<input type="checkbox"/>	<input type="checkbox"/>	<input type="checkbox"/>
<ul style="list-style-type: none"> Reduce the number of houses that can be built on resource lands, keeping them for resource use primarily. 	<input type="checkbox"/>	<input type="checkbox"/>	<input type="checkbox"/>	<input type="checkbox"/>	<input type="checkbox"/>
<ul style="list-style-type: none"> Have Snohomish County play a more aggressive role in promoting natural resource products and lands, for example, marketing locally-produced farm and forest products. 	<input type="checkbox"/>	<input type="checkbox"/>	<input type="checkbox"/>	<input type="checkbox"/>	<input type="checkbox"/>

Other thoughts:

STEP #1: FOLD HERE

5. Parks & Recreation: Meeting anticipated recreation needs of the total population in 2025 will be a challenge with existing resources.	Strongly Support	Support	Somewhat Support	Do Not Support	Don't Know
<ul style="list-style-type: none"> How supportive are you of increasing taxes to purchase, to develop and/or operate County parks and recreational facilities? 	<input type="checkbox"/>	<input type="checkbox"/>	<input type="checkbox"/>	<input type="checkbox"/>	<input type="checkbox"/>
<ul style="list-style-type: none"> How supportive are you of pursuing additional bond measures to purchase, develop and/or operate County parks and recreational facilities? 	<input type="checkbox"/>	<input type="checkbox"/>	<input type="checkbox"/>	<input type="checkbox"/>	<input type="checkbox"/>

Other thoughts:

6. Transportation: To accommodate projected population growth at the current level of service will create challenges to adequately cover the expected costs of transportation projects. Please indicate your support for the following actions:

<ul style="list-style-type: none"> Increase revenues by increasing fees or adding new taxes, as allowed by current laws. 	<input type="checkbox"/>	<input type="checkbox"/>	<input type="checkbox"/>	<input type="checkbox"/>	<input type="checkbox"/>
<ul style="list-style-type: none"> Focus on maintaining the existing level-of-service (LOS) for high-volume arterials, while allowing a reduced LOS at other low-volume arterials. 	<input type="checkbox"/>	<input type="checkbox"/>	<input type="checkbox"/>	<input type="checkbox"/>	<input type="checkbox"/>
<ul style="list-style-type: none"> Recognize that some arterials are at Ultimate Capacity (no more lanes can be added) and pay for improvements in other locations. 	<input type="checkbox"/>	<input type="checkbox"/>	<input type="checkbox"/>	<input type="checkbox"/>	<input type="checkbox"/>

Other thoughts:

7. Surface Water: As Snohomish County urbanizes and develops, surface water management problems will likely increase. How supportive are you of the following approaches to address surface water issues?

<ul style="list-style-type: none"> Accept a higher incidence of flooding and associated impacts to water quality and aquatic habitat. 	<input type="checkbox"/>	<input type="checkbox"/>	<input type="checkbox"/>	<input type="checkbox"/>	<input type="checkbox"/>
<ul style="list-style-type: none"> Increase and extend the existing Storm Water Management fee (currently expires in 2009). 	<input type="checkbox"/>	<input type="checkbox"/>	<input type="checkbox"/>	<input type="checkbox"/>	<input type="checkbox"/>
<ul style="list-style-type: none"> Have more protective (and likely more expensive) standards for new development. 	<input type="checkbox"/>	<input type="checkbox"/>	<input type="checkbox"/>	<input type="checkbox"/>	<input type="checkbox"/>

Other thoughts:

8. Is there anything else you would like to add?

9. How long have you resided in Snohomish County?
 Less that 1 year 3 to 10 years
 1 to 3 years More than 10 years

10. Do you live within the urban or rural area of the County? Urban Rural


11. Do you live in the incorporated (within a city) or unincorporated area of the County? Incorporated Unincorporated

Thank you for taking the time to complete this questionnaire.


Instructions for Return Mailing

1. Fold along grey lines.
2. Make sure address is visible on an outside panel.
3. Tape edge in designated spot.
4. Drop in mailbox. You don't need a stamp.

STEP #2: FOLD HERE




NO POSTAGE
NECESSARY
IF MAILED
IN THE
UNITED STATES




BUSINESS REPLY MAIL
 FIRST-CLASS MAIL PERMIT NO.50 EVERETT WA
 POSTAGE WILL BE PAID BY ADDRESSEE

Snohomish County
 Planning & Development Services
 3000 Rockefeller Avenue, M/S 604
 Everett, WA 98201

STEP #3: FOLD HERE



STEP #4: TAPE HERE




Public Policy Questionnaire

Snohomish County Comprehensive Plan 10-Year Update

Snohomish County is revising its Comprehensive Plan to meet the land use needs of the existing and expected number of new residents and employees that will live and work in the unincorporated area over the next 20 years. The Future Land Use Map, which indicates land uses (and the distribution of residents) throughout that area, is one of the documents that make up the Comprehensive Plan. Five questions have guided the Comprehensive Plan Update process, including: 1) How much growth should Snohomish County plan for? 2) Where will growth be located? 3) What facilities are needed and what should be the level of service? 4) How is growth paid for? and 5) How does the County maintain livability and quality of life? These last two questions - how to pay for growth and how to maintain livability and quality of life - are the focus of this questionnaire.

We all face difficult choices to accommodate future growth in Snohomish County. We want to preserve our quality of life, keep taxes down, provide housing, roads, parks, etc., while allowing new citizens and businesses to join us. We may have to weigh some trade-offs as we move toward the future. The questions below ask for your opinions on some approaches to these trade-offs.

Please Give Us Your Opinion! We would like to hear your ideas about how the County can maintain livability and quality of life and pay for the costs associated with population and employment growth. Please take a few minutes, fill out this self-addressed postage-paid questionnaire and return it to us by **Monday, March 14, 2005**. Your responses will become part of the project record.

To facilitate your understanding of these issues, staff has prepared a series of briefing papers, which are available along with the questionnaire on the project website at www.co.snohomish.wa.us/pds/10YearUpdate.htm.

Policies for Maintaining Livability and Quality of Life

1. **Design Standards within Urban Growth Areas (UGAs):** Design standards were identified as a method to ensure development in the unincorporated UGA is compatible within the neighborhood and any nearby city. Current County standards may not be as stringent as some city standards. If new standards are implemented they have the potential to increase the cost of home construction. But as a result, the value of the home and homes in the surrounding area may increase in value. Given these trade-offs should we have more stringent design standards in unincorporated urban areas?

- Yes
 No
 Don't Know

If yes, which of the following should have design standards?

- Public realm (e.g., roads, sidewalks, schools)
 Commercial development (e.g., retail, office)
- Single-family residential housing
 Multifamily development
- Industrial development

Other thoughts:

2. **Fully Contained Communities (FCCs):** An FCC is a new city located in the rural area that provides a mix of land uses and the full range of urban services including streets, sidewalks, schools, water, sewer, etc. FCCs include a range of housing choices, including affordable housing, and can accommodate future population and employment growth in Snohomish County. How do you feel about allowing a new FCC?

Strongly Support	Support	Somewhat Support	Do Not Support	Don't Know
<input type="checkbox"/>	<input type="checkbox"/>	<input type="checkbox"/>	<input type="checkbox"/>	<input type="checkbox"/>

Other thoughts: