

Resources

Salmon Recovery Resources

- Snohomish County Salmon Recovery
425-388-3464
www.salmon.surfacewater.info

Soil and Composting and Mulch

- Soils for Salmon,
www.soilsforsalmon.org
- Washington Organic Recycling Council,
www.compostwashington.org
- Brochures: 425-388-3425, press "0"

Plants and Natural Yard Care

- WA Native Plant Society,
206-527-3210 or 1-888-288-8022
www.wnps.org
- Snohomish County Native Plant Program, 425-388-3464
www.plants.surfacewater.info
- Grow Your Own Native Landscape
WSU Extension Publication MISC0273,
To order: 1-800-723-1763 or
www.pubs.wsu.edu
- Snohomish Conservation District,
425-335-5634 ext. 4
www.snohomishcd.org
- WSU Snohomish County Extension
Master Gardeners, 425-357-6010
Beach Watchers, 425-357-6020
www.snohomish.wsu.edu

How to be
a Salmon
Friendly
Gardener

Why Make a Change?

Welcome back a good neighbor

Salmon are the ultimate in loyal neighbors. They swim thousands of miles through the ocean, past predators and fishing nets, around locks and other barriers, to return where they hatched and spawn a new generation...right in our backyards! Unfortunately, when salmon arrive they may find their spawning areas washed away, filled with silt from erosion, replaced by lawns or contaminated with pesticides. Our landscaping practices are an important part of the changes around Puget Sound that threaten salmon with extinction. The way we garden can make a real difference in providing our salmon neighbors with a healthy place to come home.


Every gardener can make a difference

Whether your garden is two feet or two miles from the nearest stream, lake or Puget Sound, it affects salmon. Everything that runs off your property into storm drains eventually washes through their habitat. Excess storm water running off pavement or compacted soil harms salmon habitat. Residues of fertilizers, pesticides and other chemicals may harm young salmon. And inefficient irrigation wastes water, leaving less in rivers for salmon to swim and spawn. Better garden design and care can preserve habitat, reduce

runoff, keep harmful chemicals out of the water and conserve water. Every time we plant, mow, fertilize, water or control pests in our gardens we can choose methods that aid salmon recovery.

Salmon Friendly Gardens are beautiful, healthy and easy to maintain

Salmon Friendly Gardens work with natural processes to grow healthy plants with minimal irrigation, fertilizer and pesticides. In addition to keeping the water clean and protecting habitat, Salmon Friendly Gardens can save you time and money. For more information on the practices outlined in this brochure check out the websites and organizations listed on the back panel. Then look at your garden and see what you can do to welcome salmon home.



How Your Gardening Practices Can Help Salmon

Build healthy soil with compost

Compost helps grow healthy plants using less water, fertilizer and pesticides. It helps soil absorb and store water, and purifies runoff.

- Mix two to four inches of compost into the top six to eight inches of soil when planting.
- Mulch garden beds annually with compost, leaves or wood chips.
- Topdress and aerate lawns. Spread up to one-half inch of compost on lawns. Core aerate to get compost and water down to roots.
- Leave clippings on the lawn.
- Compost garden and kitchen wastes at home. (See "Resources" to learn how.)

Choose the right plant for the right place

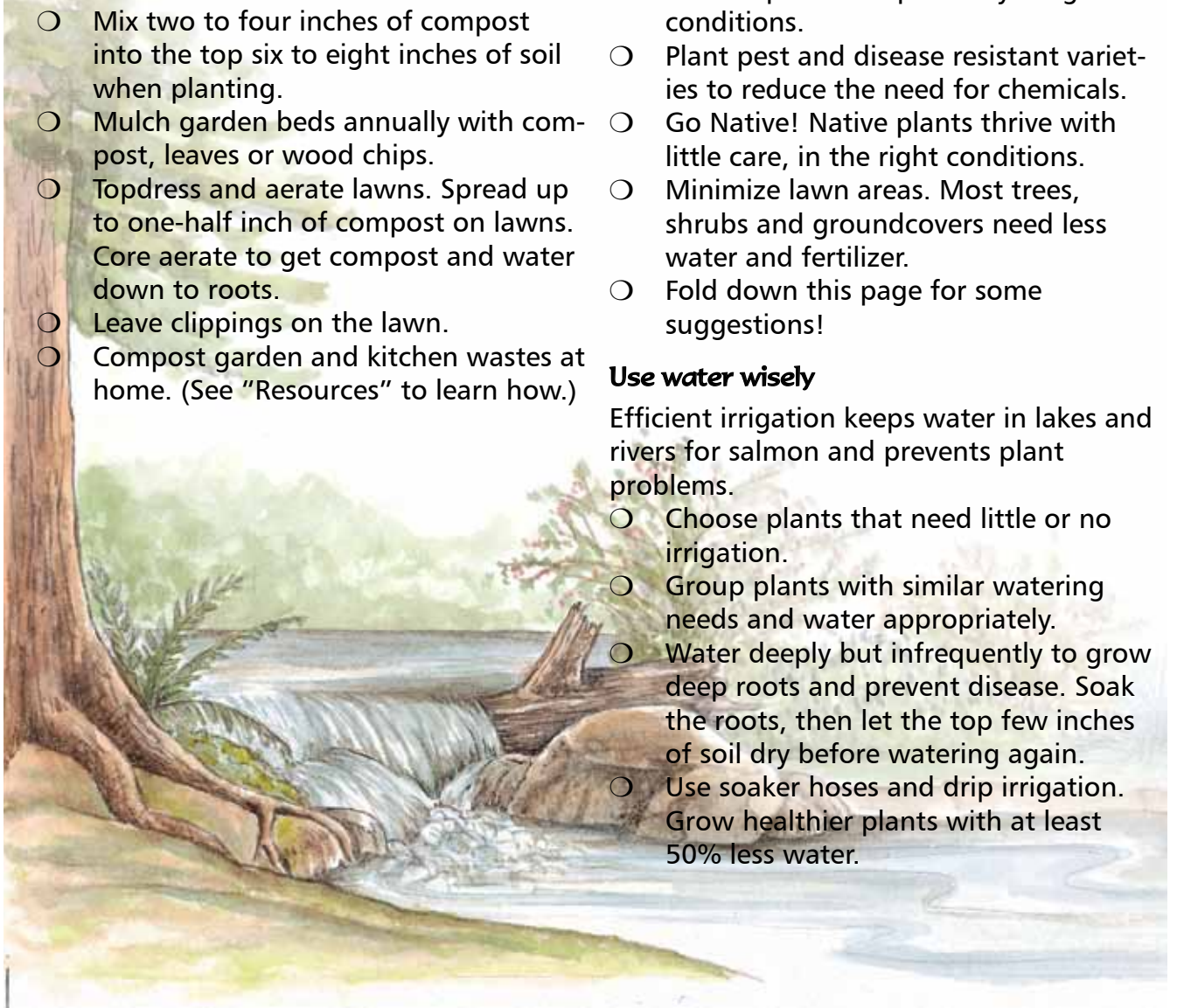
Proper plant selection will enhance habitat and reduce your need to irrigate or use chemicals.

- Choose plants adapted to your garden conditions.
- Plant pest and disease resistant varieties to reduce the need for chemicals.
- Go Native! Native plants thrive with little care, in the right conditions.
- Minimize lawn areas. Most trees, shrubs and groundcovers need less water and fertilizer.
- Fold down this page for some suggestions!

Use water wisely

Efficient irrigation keeps water in lakes and rivers for salmon and prevents plant problems.

- Choose plants that need little or no irrigation.
- Group plants with similar watering needs and water appropriately.
- Water deeply but infrequently to grow deep roots and prevent disease. Soak the roots, then let the top few inches of soil dry before watering again.
- Use soaker hoses and drip irrigation. Grow healthier plants with at least 50% less water.



How Your Gardening Practices Can Help Salmon

Use natural fertilizers and pest controls

Nurture soil and garden life that keep plants healthy.

- Use “natural organic” or “slow-release” fertilizers. They last longer, enhance soil life and don’t wash off into streams as easily.
- Manage bad bugs with traps, barriers and “least toxic” pesticides to protect natural predators and other essential garden life.
- Think twice before using “weed and feed” and other herbicides. Pull weeds or “spot spray” to minimize herbicide use.

Direct rain water appropriately

Enhance your garden’s ability to filter pollutants and prevent excessive runoff.

- Use porous materials in place of pavement. Gravel paths and drives, stepping stones in grass, bricks or flagstones in sand and wood decks all reduce runoff.
- Direct runoff into grassy swales, lawns, garden beds or rain gardens to percolate into the soil.
- Plant trees! Trees catch rain and let it evaporate before it reaches the ground.
- Save native soil! Disturb as little native soil as possible during new construction. Stockpile topsoil when grading or excavating and reuse it for planting.

Protect shoreline habitat

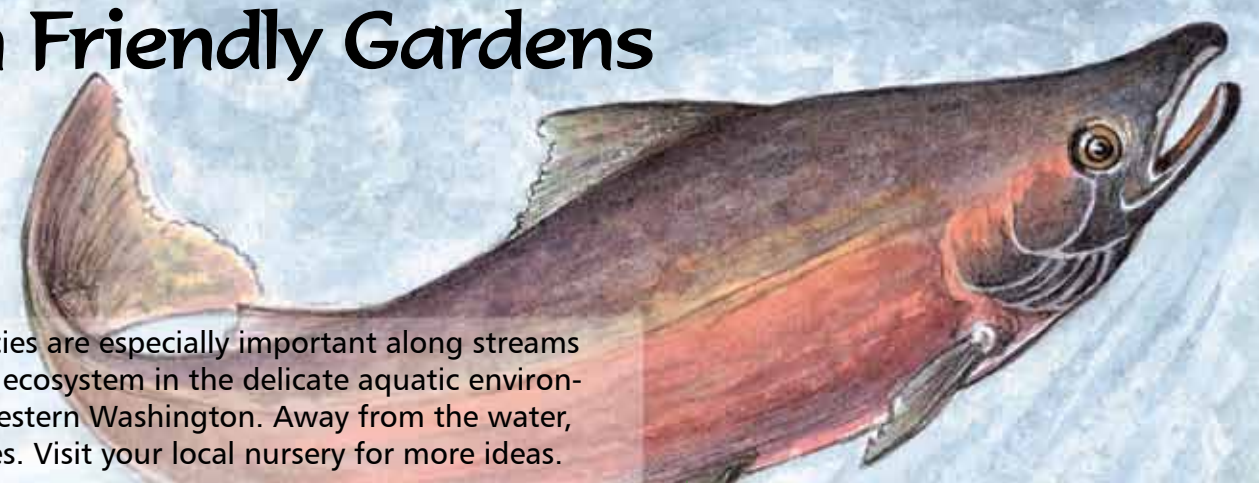
Preserve and enhance natural vegetation and beaches to create conditions salmon prefer.

- Plant and preserve a buffer of native trees, shrubs and groundcovers near streams and lakes. They prevent erosion, attract beneficial insects, and provide shade and shelter for salmon. Wider buffers are better, especially where slopes are steep.
- Preserve streams and their buffer as part of new landscapes.
- Minimize bulkheads, docks and other structures. Structures degrade habitat and often worsen erosion.
- Consult professionals. Plan erosion controls with a civil engineer, hydrologist or landscape architect. Sometimes native plants are the best solution for stabilizing slopes.

This brochure was developed by the City of Seattle Public Utilities. Snohomish County thanks the City of Seattle for permission to reproduce it.

© 2010 Seattle Public Utilities.

Sample Plants for Salmon Friendly Gardens



This list is just a sampling of the many native plants that can benefit salmon. Native species are especially important along streams and shorelines. They attract insects that salmon thrive on, and help maintain a balanced ecosystem in the delicate aquatic environment. Many Northwest gardens include plants that are both native and non-native to Western Washington. Away from the water, non-native plants can be woven in with natives to provide beautiful patterns and textures. Visit your local nursery for more ideas.

Latin Name	Common Name	Stabilizes slopes	Adapts to edges of lakes, streams, wetlands	Provides Wildlife Habitat: food, cover, nesting	Foliage Type: E - Evergreen D - Deciduous	Flower or Fruit Sp - spring Su - summer F - fall W - winter	Light Exposure FS - full sun PS - part shade S - shade E - either	Soil Moisture M - moist D - dry E - either
TREES								
<i>Abies procera</i>	Noble fir			X	E		FS - PS	M
<i>Acer circinatum</i>	Vine maple	X	X	X	D	Sp-Su	E	E
<i>Alnus rubra</i>	Red alder	X	X	X	D	Sp	FS - PS	E
<i>Populus tremuloides</i>	Quaking aspen	X	X	X	D	F	FS	M
<i>Pseudotsuga menziesii</i>	Douglas fir		X	X	E		FS - PS	E
<i>Rhamnus purshiana</i>	Cascara	X	X	X	D	Su, F	FS - PS	E
<i>Thuja plicata</i>	Western red cedar		X	X	E		FS - PS	E
<i>Tsuga heterophylla</i>	Western hemlock		X	X	E		PS - S	D
SHRUBS								
<i>Amelanchier alnifolia</i>	Serviceberry		X	X	D	Sp - Su	FS - PS	E
<i>Cornus sericea</i>	Redtwig dogwood	X	X	X	D	F - W	E	M
<i>Gaultheria shallon</i>	Salal	X	X	X	E	Sp - Su	PS - S	E
<i>Holodiscus discolor</i>	Oceanspray		X	X	D	Su	FS - PS	E
<i>Mahonia aquifolium</i>	Oregon grape	X	X	X	E	Sp - Su	FS - PS	E
<i>Mahonia nervosa</i>	Low Oregon grape	X		X	E	Sp - Su	PS - S	E
<i>Ribes sanguineum</i>	Red-flowering currant		X	X	D	Sp	FS - PS	E
<i>Rosa gymnocarpa</i>	Bald-hip rose	X	X	X	D	Sp - Su	FS - PS	E
<i>Rosa nutkana</i>	Nootka rose	X	X	X	D	Sp - Su	FS - PS	E
<i>Rubus spectabilis</i>	Salmonberry	X	X	X	D	Sp - Su	PS	M
<i>Salix scouleriana</i>	Scouler willow	X	X	X	D	Sp	FS - PS	E
<i>Symphoricarpos albus</i>	Snowberry	X	X	X	D	F - W	FS - PS	E
<i>Vaccinium ovatum</i>	Evergreen huckleberry			X	E	Sp - Su	PS	D
GROUNDCOVERS								
<i>Achlys triphylla</i>	Vanilla leaf		X		D	Sp	PS - S	M
<i>Arctostaphylos uva-ursi</i>	Bearberry, Kinnikinnick	X		X	E	Sp-Su	FS	D
<i>Cornus unalaschensis</i>	Bunchberry		X	X	D	Sp - F	PS - S	M
<i>Fragaria chiloensis</i>	Beach strawberry			X	E	Sp - Su	FS - PS	D
<i>Maianthemum dilatatum</i>	False lily-of-the-valley		X	X	D	Sp - Su	PS - S	E
<i>Vancouveria hexandra</i>	Inside-out flower		X		D	Sp	PS - S	M
PERENNIALS								
<i>Adiantum pedatum</i>	Maidenhair fern		X		D		PS - S	M
<i>Anaphalis margaritacea</i>	Pearly everlasting	X	X	X	D	Sp - Su	FS	D
<i>Aquilegia formosa</i>	Western columbine			X	D	Su	FS-PS	E
<i>Aruncus dioicus</i>	Goatsbeard	X	X	X	D	Sp	FS - PS	M
<i>Aster subspicatus</i>	Douglas' aster	X	X	X	D	Sp - Su	FS	E
<i>Blechnum spicant</i>	Deer Fern		X		E		PS - S	M
<i>Epilobium angustifolium</i>	Fireweed	X	X	X	D	Sp - Su	FS - PS	E
<i>Juncus effusus</i>	Soft rush	X	X	X	E		FS - PS	E
<i>Polystichum munitum</i>	Sword fern		X		E		E	E
<i>Solidago canadensis</i>	Goldenrod	X	X	X	D	Sp - Su	FS	E
<i>Trillium ovatum</i>	Trillium				D	Sp	PS - S	M

